

Scaled data based on original data using
LM-79-08 Approved Method: Electrical and Photometric Measurements of Solid-
State Lighting Products

Test Report Prepared for
Cooper Lighting Solutions
(formerly Eaton)

Brand: McGRAW-EDISON

Report Number: P226390

Luminaire Tested: **ISW-AF-XXX-LED-E1-T3-XXB**

Issue Date: 3/3/2020

Test Information

Test Method: LM-79-08
Report Number: P226390
TEST IS SCALED FROM IESNA LM-79-08 TEST DATA (P35938)
Test Lab: INNOVATION CENTER-P3
Issue Date: 3/3/2020
Manufacturer: COOPER LIGHTING SOLUTIONS (FORMERLY EATON)
Product Line: MCGRAW-EDISON
Catalog Number: ISW-AF-XXX-LED-E1-T3-XXB
Description: IMPACT ELITE LED WEDGE LUMINAIRE, EMERGENCY MODE WITH BATTERY
BACKPACK BOX
LIGHT SQUARE WITH ACCULED OPTICS-TYPE III
Light Source: (16) 4000K CCT, 70 CRI LEDs
Ballast/Driver: ELECTRONIC DRIVER

Summary

Lumens per Lamp: N/A
Luminaire Lumens: 681.3 lumens
Efficiency: N/A
Efficacy: 52.4 lumens/watt
Luminous Opening: Rectangular (W 0.5' x L: 0.5' x H: 0')
IES Classification: Type III - Short - Cutoff
BUG Rating: B0 - U1 - G0

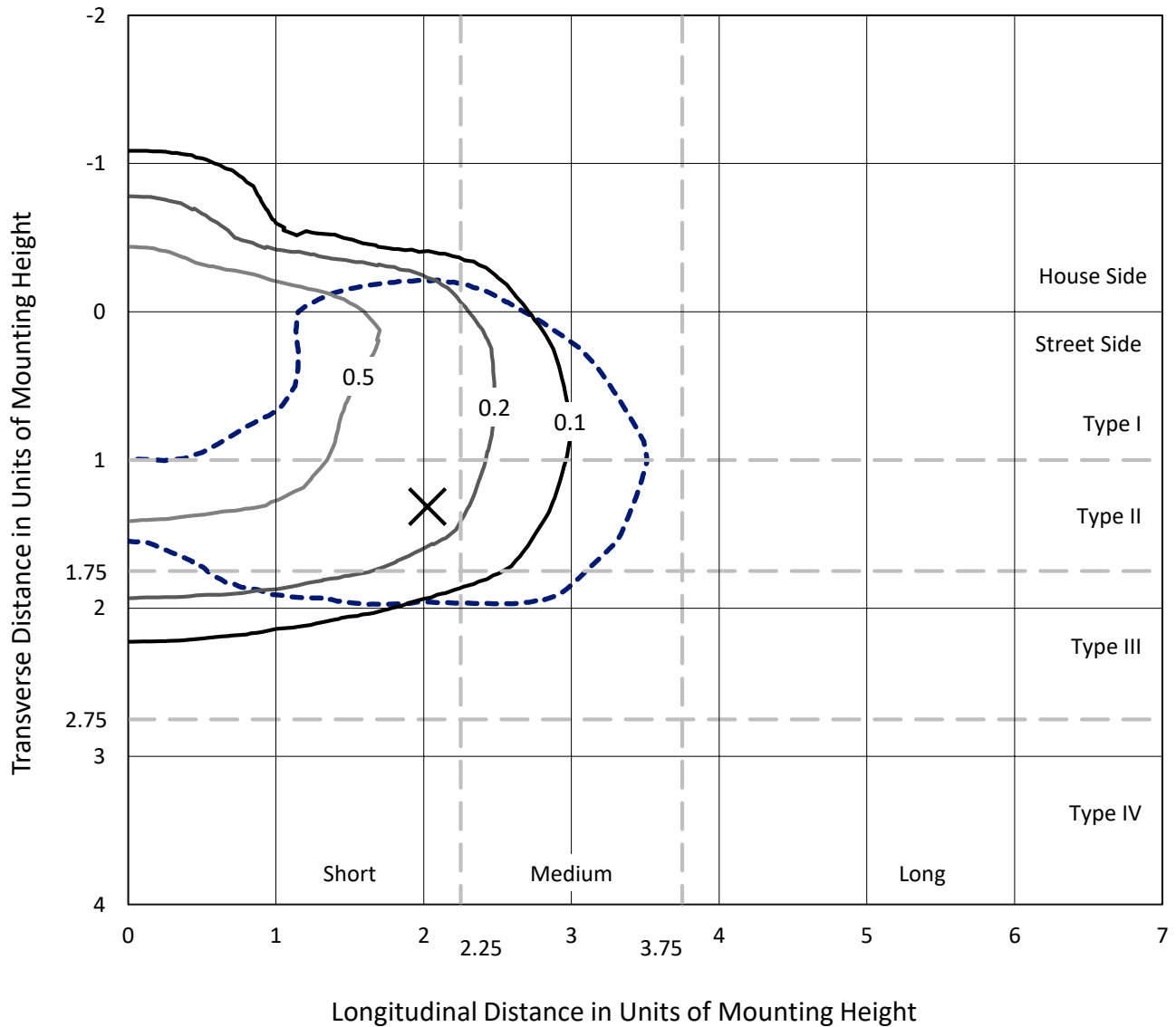
Input Watts (W): 13
Input Voltage (V): 120
Input Current (Ain): NR
Voltage Rise (V): NR
Power Factor: NR
Total Harmonic Distortion (THDi): NR
Frequency (hertz): 60
Stabilization Time: NR
Operation Time: NR
Ambient Temperature (°C): NR
Test Distance: 25 FT



REPORT NUMBER: P226390
 CATALOG NUMBER: ISW-AF-XXX-LED-E1-T3-XXB

Iso-Footcandle Lines of Horizontal Illumination

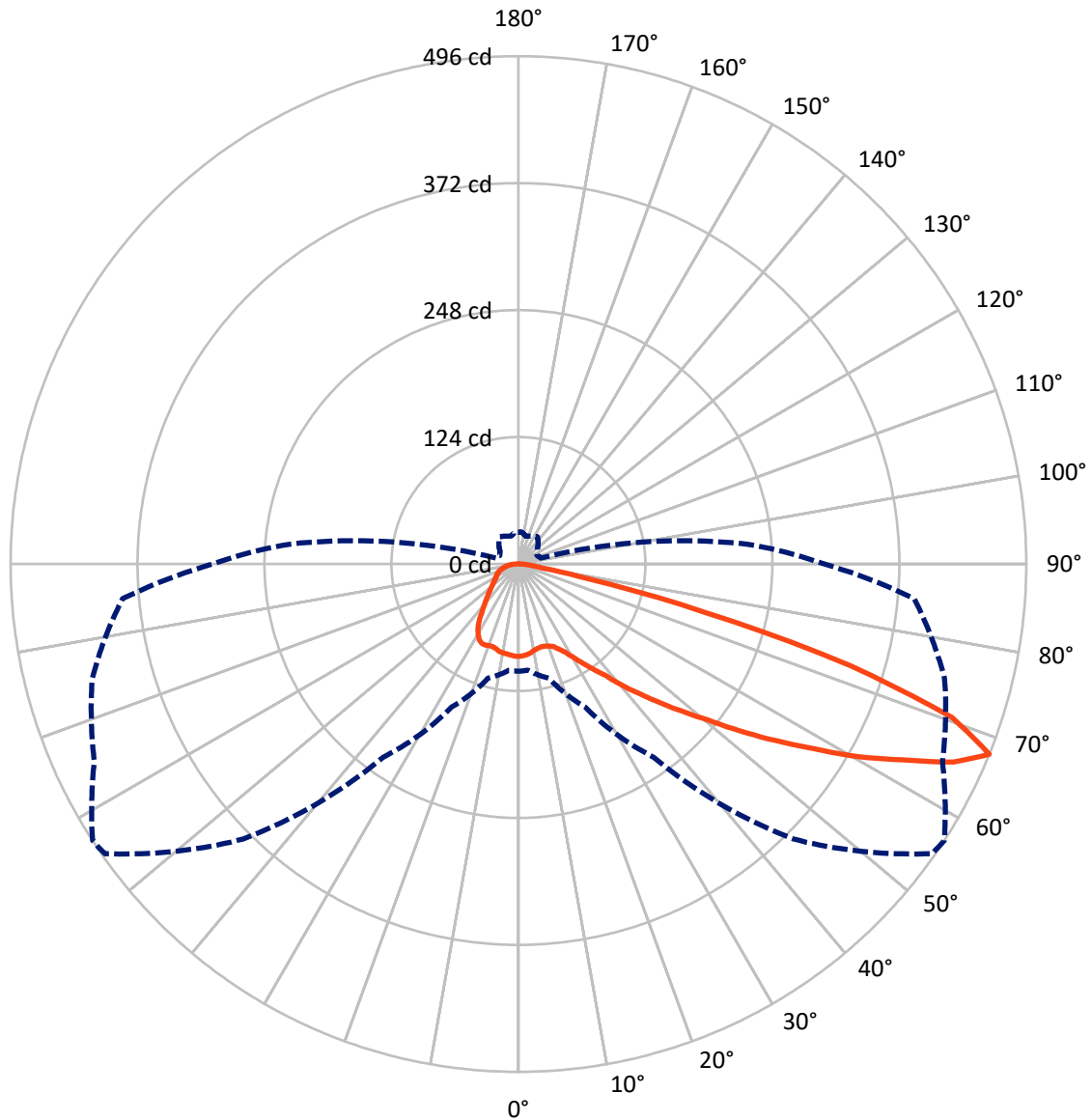
× Max cd
 - - - 1/2 Max cd



Based on 10 foot mounting height. Maximum calculated value = 0.9 fc
 Type III - Short - Cutoff

REPORT NUMBER: P226390
CATALOG NUMBER: ISW-AF-XXX-LED-E1-T3-XXB

Luminous Intensity Polar Plot



— Vertical Plane Through 57-Deg Lateral - - - Horizontal Cone Through 67.5-Deg Vertical

REPORT NUMBER: P226390

CATALOG NUMBER: ISW-AF-XXX-LED-E1-T3-XXB

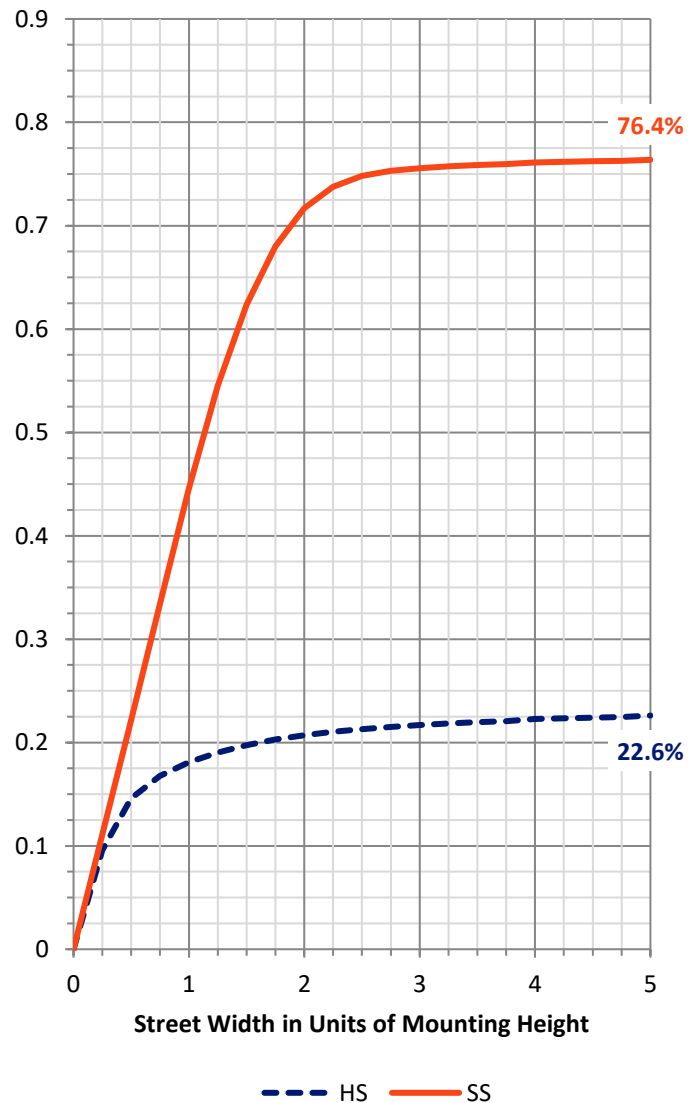
FLUX DISTRIBUTION:

		Downward	Upward	Total
House Side	Lumens	158.5	0.2	158.7
	% Fixture	23.3	0.0	23.3
Street Side	Lumens	522.5	0.1	522.5
	% Fixture	76.7	0.0	76.7
Total	Lumens	681.0	0.3	681.3
	% Fixture	100.0	0.0	100.0

Coefficient of Utilization

ZONAL LUMENS:

Zone	Lumens	% Fixture
0°-10°	8.4	1.2
10°-20°	24.3	3.6
20°-30°	41.8	6.1
30°-40°	67.9	10.0
40°-50°	109.5	16.1
50°-60°	163.3	24.0
60°-70°	183.9	27.0
70°-80°	70.9	10.4
80°-90°	11.0	1.6
90°-100°	0.3	0.0
100°-110°	0.0	0.0
110°-120°	0.0	0.0
120°-130°	0.0	0.0
130°-140°	0.0	0.0
140°-150°	0.0	0.0
150°-160°	0.0	0.0
160°-170°	0.0	0.0
170°-180°	0.0	0.0
0°-90°	681.0	100.0
0°-180°	681.3	100.0



REPORT NUMBER: P226390

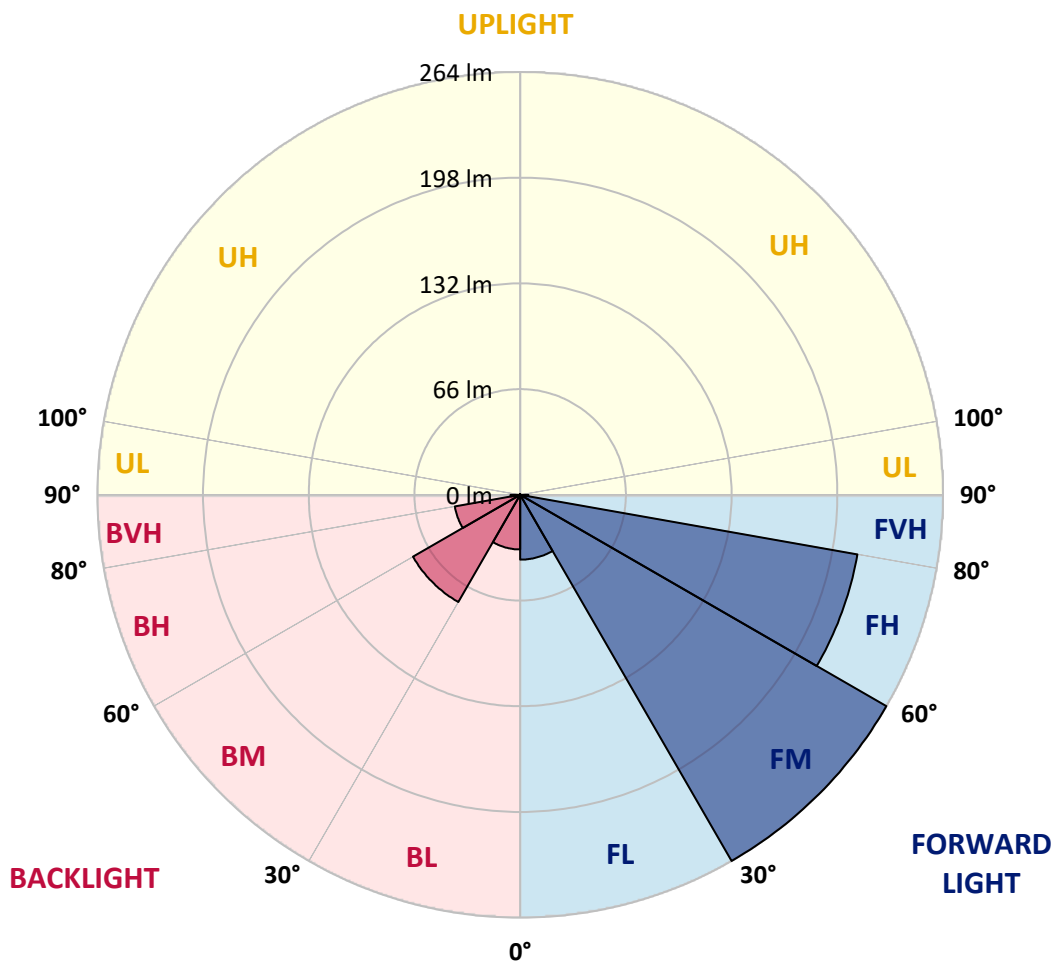
CATALOG NUMBER: ISW-AF-XXX-LED-E1-T3-XXB

LUMINAIRE CLASSIFICATION SYSTEM LUMEN TABLE AND BUG RATING:

Zone		Lumens	% Fixture	Zone Rating/Lumen Limit		
				B	U	G
FL	(0°-30°)	40.4	5.9			
FM	(30°-60°)	263.6	38.7			
FH	(60°-80°)	213.5	31.3			G0/660
FVH	(80°-90°)	5.0	0.7			G0/10
BL	(0°-30°)	34.1	5.0	B0/110		
BM	(30°-60°)	77.2	11.3	B0/220		
BH	(60°-80°)	41.4	6.1	B0/110		G0/110
BVH	(80°-90°)	5.9	0.9			G0/10
UL	(90°-100°)	0.3	0.0		U1/10	
UH	(100°-180°)	0.2	0.0		U1/10	

BUG Rating: B0-U1-G0

Type III Short





REPORT NUMBER: P226390

CATALOG NUMBER: ISW-AF-XXX-LED-E1-T3-XXB

CANDELA DISTRIBUTION (FULL):

	0°	5°	15°	25°	35°	45°	55°	57°	65°	75°	85°
0°	90.3	90.3	90.3	90.3	90.3	90.3	90.3	90.3	90.3	90.3	90.3
2.5°	89.6	89.8	90.0	89.9	89.9	89.9	89.9	89.7	90.0	90.0	89.8
5°	88.1	88.2	88.3	88.5	88.7	88.9	89.0	89.0	89.1	89.0	88.8
7.5°	85.9	86.0	86.4	86.4	86.6	87.1	87.3	87.5	87.7	87.7	87.6
10°	85.2	85.2	85.2	84.9	85.1	85.2	85.5	85.5	86.3	86.7	87.0
12.5°	86.0	85.9	85.9	85.1	84.5	84.2	84.5	84.6	85.4	86.0	86.4
15°	87.8	87.8	87.6	86.4	85.0	84.0	83.9	83.9	84.6	85.4	86.1
17.5°	92.0	92.4	90.9	89.1	86.8	85.0	84.4	84.3	84.8	85.4	86.1
20°	99.8	99.7	97.7	94.3	90.3	87.5	85.7	85.5	85.4	85.8	86.6
22.5°	109.3	108.8	106.4	102.1	96.7	91.2	88.0	87.6	86.8	87.2	88.2
25°	119.3	119.4	116.3	110.8	104.0	97.5	92.6	92.2	90.4	90.3	91.5
27.5°	129.3	130.6	126.5	121.2	113.1	105.4	98.2	97.6	96.1	95.6	96.8
30°	144.0	143.5	138.4	131.7	123.6	113.8	106.9	105.8	102.8	103.5	104.8
32.5°	156.5	157.5	152.9	144.8	134.2	123.9	115.9	115.4	112.5	113.2	115.1
35°	171.7	174.2	168.2	158.1	147.9	137.4	127.8	126.2	123.9	125.5	126.8
37.5°	189.0	190.4	185.6	172.8	162.3	151.3	140.5	137.9	135.4	138.7	141.2
40°	205.6	207.7	201.5	190.7	178.6	168.1	156.2	155.7	150.0	153.5	159.9
42.5°	230.2	232.7	223.0	210.3	199.4	186.7	175.4	172.8	166.5	171.5	182.3
45°	247.3	247.2	240.6	230.2	223.5	211.1	196.0	192.8	186.1	192.8	207.1
47.5°	253.6	255.0	252.8	251.5	249.1	240.2	217.8	214.8	208.5	218.4	231.8
50°	262.7	262.4	262.4	270.3	277.0	275.2	243.3	239.1	232.4	244.4	263.5
52.5°	265.1	261.6	267.1	282.2	303.8	305.4	273.0	270.7	262.7	274.4	298.0
55°	258.5	257.6	266.4	288.3	322.3	333.6	307.4	304.2	295.3	305.2	335.1
57.5°	243.7	246.0	260.0	287.0	335.1	358.4	345.2	340.5	327.9	333.9	372.0
60°	228.2	229.3	248.0	282.4	338.6	375.7	384.9	382.3	360.4	364.0	399.4
62.5°	211.0	208.5	227.8	278.8	334.8	399.5	423.4	421.3	395.6	394.4	418.8
65°	163.1	166.6	183.1	230.4	308.4	418.1	469.2	466.6	434.8	419.6	416.8
67.5°	104.8	104.1	115.7	154.1	230.5	379.9	493.3	496.2	457.2	431.0	388.1
70°	37.5	38.7	43.1	70.0	126.4	253.2	434.9	449.5	440.7	409.8	315.9
72.5°	22.9	22.9	26.1	31.5	51.2	120.1	310.0	339.0	359.7	337.7	233.3
75°	18.0	17.9	18.9	21.7	27.6	39.4	164.8	187.3	230.7	233.2	132.8
77.5°	14.2	14.1	15.2	16.5	20.7	20.9	52.6	68.4	105.9	99.6	47.5
80°	11.5	11.4	12.2	12.5	15.1	14.4	21.1	24.4	37.1	32.5	20.6
82.5°	10.3	10.3	11.2	9.6	10.4	10.1	13.1	14.0	18.6	19.3	12.4
85°	6.8	7.0	10.4	9.3	6.9	6.2	8.4	8.9	11.7	12.7	6.0
87.5°	3.2	3.5	8.0	7.7	4.5	3.4	4.7	5.0	6.3	7.8	3.6
90°	0.6	0.6	1.0	1.1	0.6	0.6	0.8	0.7	0.7	1.0	1.0
92.5°	0.0	0.0	0.0	0.0	0.0	0.0	0.0	0.0	0.0	0.0	0.0
95°	0.0	0.0	0.0	0.0	0.0	0.0	0.0	0.0	0.0	0.0	0.0
97.5°	0.0	0.0	0.0	0.0	0.0	0.0	0.0	0.0	0.0	0.0	0.0
100°	0.0	0.0	0.0	0.0	0.0	0.0	0.0	0.0	0.0	0.0	0.0
102.5°	0.0	0.0	0.0	0.0	0.0	0.0	0.0	0.0	0.0	0.0	0.0
105°	0.0	0.0	0.0	0.0	0.0	0.0	0.0	0.0	0.0	0.0	0.0
107.5°	0.0	0.0	0.0	0.0	0.0	0.0	0.0	0.0	0.0	0.0	0.0
110°	0.0	0.0	0.0	0.0	0.0	0.0	0.0	0.0	0.0	0.0	0.0



REPORT NUMBER: P226390

CATALOG NUMBER: ISW-AF-XXX-LED-E1-T3-XXB

CANDELA DISTRIBUTION (continued):

	0°	5°	15°	25°	35°	45°	55°	57°	65°	75°	85°
112.5°	0.0	0.0	0.0	0.0	0.0	0.0	0.0	0.0	0.0	0.0	0.0
115°	0.0	0.0	0.0	0.0	0.0	0.0	0.0	0.0	0.0	0.0	0.0
117.5°	0.0	0.0	0.0	0.0	0.0	0.0	0.0	0.0	0.0	0.0	0.0
120°	0.0	0.0	0.0	0.0	0.0	0.0	0.0	0.0	0.0	0.0	0.0
122.5°	0.0	0.0	0.0	0.0	0.0	0.0	0.0	0.0	0.0	0.0	0.0
125°	0.0	0.0	0.0	0.0	0.0	0.0	0.0	0.0	0.0	0.0	0.0
127.5°	0.0	0.0	0.0	0.0	0.0	0.0	0.0	0.0	0.0	0.0	0.0
130°	0.0	0.0	0.0	0.0	0.0	0.0	0.0	0.0	0.0	0.0	0.0
132.5°	0.0	0.0	0.0	0.0	0.0	0.0	0.0	0.0	0.0	0.0	0.0
135°	0.0	0.0	0.0	0.0	0.0	0.0	0.0	0.0	0.0	0.0	0.0
137.5°	0.0	0.0	0.0	0.0	0.0	0.0	0.0	0.0	0.0	0.0	0.0
140°	0.0	0.0	0.0	0.0	0.0	0.0	0.0	0.0	0.0	0.0	0.0
142.5°	0.0	0.0	0.0	0.0	0.0	0.0	0.0	0.0	0.0	0.0	0.0
145°	0.0	0.0	0.0	0.0	0.0	0.0	0.0	0.0	0.0	0.0	0.0
147.5°	0.0	0.0	0.0	0.0	0.0	0.0	0.0	0.0	0.0	0.0	0.0
150°	0.0	0.0	0.0	0.0	0.0	0.0	0.0	0.0	0.0	0.0	0.0
152.5°	0.0	0.0	0.0	0.0	0.0	0.0	0.0	0.0	0.0	0.0	0.0
155°	0.0	0.0	0.0	0.0	0.0	0.0	0.0	0.0	0.0	0.0	0.0
157.5°	0.0	0.0	0.0	0.0	0.0	0.0	0.0	0.0	0.0	0.0	0.0
160°	0.0	0.0	0.0	0.0	0.0	0.0	0.0	0.0	0.0	0.0	0.0
162.5°	0.0	0.0	0.0	0.0	0.0	0.0	0.0	0.0	0.0	0.0	0.0
165°	0.0	0.0	0.0	0.0	0.0	0.0	0.0	0.0	0.0	0.0	0.0
167.5°	0.0	0.0	0.0	0.0	0.0	0.0	0.0	0.0	0.0	0.0	0.0
170°	0.0	0.0	0.0	0.0	0.0	0.0	0.0	0.0	0.0	0.0	0.0
172.5°	0.0	0.0	0.0	0.0	0.0	0.0	0.0	0.0	0.0	0.0	0.0
175°	0.0	0.0	0.0	0.0	0.0	0.0	0.0	0.0	0.0	0.0	0.0
177.5°	0.0	0.0	0.0	0.0	0.0	0.0	0.0	0.0	0.0	0.0	0.0
180°	0.0	0.0	0.0	0.0	0.0	0.0	0.0	0.0	0.0	0.0	0.0



REPORT NUMBER: P226390

CATALOG NUMBER: ISW-AF-XXX-LED-E1-T3-XXB

CANDELA DISTRIBUTION (continued):

	90°	95°	105°	115°	125°	135°	145°	155°	165°	175°	180°
0°	90.3	90.3	90.3	90.3	90.3	90.3	90.3	90.3	90.3	90.3	90.3
2.5°	90.1	89.9	90.0	90.1	90.2	90.4	90.5	90.5	90.5	90.4	90.6
5°	89.0	88.8	88.8	89.1	89.4	89.8	90.3	90.8	91.0	91.1	91.1
7.5°	87.8	87.6	87.7	88.2	88.7	89.0	89.6	89.9	90.6	90.6	90.8
10°	87.1	87.3	87.4	87.8	88.2	88.2	88.1	87.9	87.7	88.2	88.0
12.5°	86.5	86.8	86.7	87.4	87.6	86.7	85.5	84.0	83.8	84.0	84.2
15°	86.3	86.3	86.6	86.6	85.6	84.1	82.6	82.7	82.9	83.5	83.5
17.5°	86.3	86.4	86.6	85.9	84.2	82.8	82.4	82.1	81.1	80.8	80.5
20°	87.1	86.8	87.1	85.7	84.2	83.1	80.8	78.7	76.5	75.7	75.3
22.5°	88.7	88.4	88.3	87.1	85.0	81.4	76.9	73.7	70.1	68.8	68.4
25°	91.7	91.6	90.8	90.0	84.5	77.3	71.7	66.4	62.6	60.5	60.6
27.5°	96.9	96.9	96.5	92.6	81.4	72.3	64.8	59.3	55.3	53.4	53.1
30°	104.8	105.0	105.2	93.2	76.5	65.0	57.0	53.4	51.0	49.5	49.4
32.5°	114.6	115.6	114.4	92.5	70.0	56.0	51.0	49.7	48.6	47.6	47.5
35°	127.5	130.4	122.3	89.3	62.6	49.8	47.4	46.4	45.6	44.9	45.0
37.5°	144.8	147.7	127.5	84.0	53.1	46.3	45.3	43.9	42.6	41.0	40.8
40°	165.4	164.5	129.3	73.9	47.2	44.7	43.2	41.4	39.1	36.9	36.5
42.5°	185.9	179.9	127.8	61.5	43.3	43.2	41.1	38.9	36.5	34.7	34.7
45°	208.9	193.5	123.3	49.8	40.3	41.6	39.1	36.7	34.6	33.1	33.0
47.5°	230.6	206.3	115.7	41.5	37.2	39.6	37.5	35.3	33.2	32.0	31.8
50°	256.0	220.9	110.0	35.9	34.3	37.5	36.6	34.7	32.6	31.3	31.1
52.5°	281.8	235.0	105.7	32.0	31.6	35.9	36.2	35.0	32.9	30.3	30.1
55°	308.7	252.6	97.0	29.1	29.2	34.8	36.7	35.8	34.4	30.0	29.8
57.5°	331.3	268.8	81.8	26.9	27.3	33.9	36.9	35.2	33.6	30.2	29.9
60°	348.9	280.0	59.9	25.3	25.7	32.8	36.0	33.1	31.0	30.2	29.7
62.5°	354.5	280.4	39.9	23.3	24.3	31.2	34.5	32.0	29.5	29.9	29.7
65°	340.7	265.6	28.5	21.4	23.3	29.2	33.8	31.0	28.8	30.4	30.2
67.5°	298.9	223.8	22.9	19.9	21.8	27.1	32.4	30.0	28.2	31.5	30.9
70°	232.8	160.5	19.4	18.4	20.3	25.2	30.7	28.9	27.4	30.6	29.8
72.5°	153.5	94.5	17.2	17.1	18.3	23.5	28.7	27.9	26.2	27.7	26.5
75°	80.1	43.8	14.9	15.4	16.3	22.0	26.9	26.2	24.1	24.8	24.3
77.5°	31.5	20.6	12.9	13.6	14.5	19.8	24.7	23.8	22.2	21.7	21.6
80°	17.3	13.8	10.7	11.7	12.3	17.9	22.3	21.4	19.6	19.3	19.0
82.5°	10.9	9.0	8.9	9.5	10.2	15.9	20.0	18.6	17.2	20.3	16.4
85°	5.1	5.3	6.3	7.1	8.0	13.5	17.5	16.0	14.5	14.1	12.5
87.5°	2.9	3.6	4.2	4.8	5.5	9.5	13.8	12.5	10.8	9.3	9.6
90°	0.7	0.7	1.2	1.1	1.2	1.4	6.9	6.1	5.4	2.6	1.6
92.5°	0.0	0.0	0.0	0.0	0.0	0.0	0.0	0.0	0.0	0.0	0.0
95°	0.0	0.0	0.0	0.0	0.0	0.0	0.0	0.0	0.0	0.0	0.0
97.5°	0.0	0.0	0.0	0.0	0.0	0.0	0.0	0.0	0.0	0.0	0.0
100°	0.0	0.0	0.0	0.0	0.0	0.0	0.0	0.0	0.0	0.0	0.0
102.5°	0.0	0.0	0.0	0.0	0.0	0.0	0.0	0.0	0.0	0.0	0.0
105°	0.0	0.0	0.0	0.0	0.0	0.0	0.0	0.0	0.0	0.0	0.0
107.5°	0.0	0.0	0.0	0.0	0.0	0.0	0.0	0.0	0.0	0.0	0.0
110°	0.0	0.0	0.0	0.0	0.0	0.0	0.0	0.0	0.0	0.0	0.0



REPORT NUMBER: P226390

CATALOG NUMBER: ISW-AF-XXX-LED-E1-T3-XXB

CANDELA DISTRIBUTION (continued):

	90°	95°	105°	115°	125°	135°	145°	155°	165°	175°	180°
112.5°	0.0	0.0	0.0	0.0	0.0	0.0	0.0	0.0	0.0	0.0	0.0
115°	0.0	0.0	0.0	0.0	0.0	0.0	0.0	0.0	0.0	0.0	0.0
117.5°	0.0	0.0	0.0	0.0	0.0	0.0	0.0	0.0	0.0	0.0	0.0
120°	0.0	0.0	0.0	0.0	0.0	0.0	0.0	0.0	0.0	0.0	0.0
122.5°	0.0	0.0	0.0	0.0	0.0	0.0	0.0	0.0	0.0	0.0	0.0
125°	0.0	0.0	0.0	0.0	0.0	0.0	0.0	0.0	0.0	0.0	0.0
127.5°	0.0	0.0	0.0	0.0	0.0	0.0	0.0	0.0	0.0	0.0	0.0
130°	0.0	0.0	0.0	0.0	0.0	0.0	0.0	0.0	0.0	0.0	0.0
132.5°	0.0	0.0	0.0	0.0	0.0	0.0	0.0	0.0	0.0	0.0	0.0
135°	0.0	0.0	0.0	0.0	0.0	0.0	0.0	0.0	0.0	0.0	0.0
137.5°	0.0	0.0	0.0	0.0	0.0	0.0	0.0	0.0	0.0	0.0	0.0
140°	0.0	0.0	0.0	0.0	0.0	0.0	0.0	0.0	0.0	0.0	0.0
142.5°	0.0	0.0	0.0	0.0	0.0	0.0	0.0	0.0	0.0	0.0	0.0
145°	0.0	0.0	0.0	0.0	0.0	0.0	0.0	0.0	0.0	0.0	0.0
147.5°	0.0	0.0	0.0	0.0	0.0	0.0	0.0	0.0	0.0	0.0	0.0
150°	0.0	0.0	0.0	0.0	0.0	0.0	0.0	0.0	0.0	0.0	0.0
152.5°	0.0	0.0	0.0	0.0	0.0	0.0	0.0	0.0	0.0	0.0	0.0
155°	0.0	0.0	0.0	0.0	0.0	0.0	0.0	0.0	0.0	0.0	0.0
157.5°	0.0	0.0	0.0	0.0	0.0	0.0	0.0	0.0	0.0	0.0	0.0
160°	0.0	0.0	0.0	0.0	0.0	0.0	0.0	0.0	0.0	0.0	0.0
162.5°	0.0	0.0	0.0	0.0	0.0	0.0	0.0	0.0	0.0	0.0	0.0
165°	0.0	0.0	0.0	0.0	0.0	0.0	0.0	0.0	0.0	0.0	0.0
167.5°	0.0	0.0	0.0	0.0	0.0	0.0	0.0	0.0	0.0	0.0	0.0
170°	0.0	0.0	0.0	0.0	0.0	0.0	0.0	0.0	0.0	0.0	0.0
172.5°	0.0	0.0	0.0	0.0	0.0	0.0	0.0	0.0	0.0	0.0	0.0
175°	0.0	0.0	0.0	0.0	0.0	0.0	0.0	0.0	0.0	0.0	0.0
177.5°	0.0	0.0	0.0	0.0	0.0	0.0	0.0	0.0	0.0	0.0	0.0
180°	0.0	0.0	0.0	0.0	0.0	0.0	0.0	0.0	0.0	0.0	0.0

(END OF REPORT)